

Did you know?



Carnivores eat other animals. Herbivores eat plants. Omnivores eat plants and other animals.



Mammals are animals that breathe air, have warm blood and give birth to live babies.



Reptiles are animals that breathe air, have dry, scaly skin and lay eggs.

Did you know?



Birds are animals that breathe air, have beaks and feathers and lay eggs




A habitat is a natural home for plants and animals. Animals need food, water and shelter to survive in their habitat




Camouflage is an animal's natural colouring or pattern that helps it blend in with its surroundings


Stories we will be focussing on:




Monkey Puzzle by Julia Donaldson
<https://www.youtube.com/watch?v=r7JiKdKA7hY>



Little Red and the Very Hungry Lion by Alex T Smith
<https://www.youtube.com/watch?v=2UmclZOiKGY>



Dear Zoo by Rod Campbell
<https://www.youtube.com/watch?v=XoA-3e1Jb10&t=3s>




The Greedy Zebra by Hadithi Mwene
<https://www.youtube.com/watch?v=LKxhh8xATi8>



The Lion Inside by Rachel Bright and Jim Field
<https://www.youtube.com/watch?v=H019G18irW0>



Omar, the bees and me by Helen Mortimer
https://www.youtube.com/watch?v=6W_6AqufCUQ



Look after us by Rod Campbell
<https://www.youtube.com/watch?v=p4s5urpnJTW>



Key Vocabulary

Each week we will have words of the week that will be posted on Class Dojo spend time with your family investigating the word.

Animal Safari Vocabulary



beak



bird



camouflage



carnivore



egg



feathers



habitat



herbivore



mammal



omnivore



reptile



scaly



Concept cat



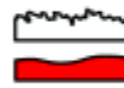
shiny



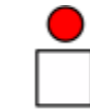
rough



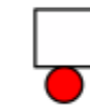
smooth



above



below



forwards



backwards




Words of the week



reptile



scaly



jungle



predator



grassland



drought



camouflage



mammal



savannah



omnivore



endangered



rainforest



oasis



bird



Check out our Topic Homework grid.

Each week at least one activity must be completed as part of our compulsory homework.

There are lots of different activities for you choose from to enable individual choice with your child's learning. Hopefully, giving them the motivation they need to complete the tasks and, most importantly, enabling them to develop a love for learning.

The grid contains various activities categorized by subject:

- Expressive Arts and Design:** Create a favourite animal or creature, use natural materials to create a habitat, create a natural habitat.
- Physical Development:** Pretend to be different types of animals, come up with your own ideas, experiment with ideas to see whether you can connect or not.
- Mathematics:** Count the flowers, stones, sticks, leaves, trees, insects, birds; practice counting on and back by adding and subtracting; keep practicing your number bonds to 5 and 10; number bonds to 10 using low level cards.
- Understanding the World:** Use small animal toys to make a pretend zoo, create a list of different animals, draw a picture to represent one of the following habitats.
- Reading and Writing:** Write a list of animals you would like to see in a zoo, write a letter to a friend about your favourite animal, write a list of animals you would like to see in a zoo.

